



Bug Opera



Create your own bug opera by adding song to your Playdate imaginative play!

Prepare your Bug Theater

1. Make your Bug Theater by cutting around all outside edges and removing all white space from the inside window of the bug theater.
2. Fold the flaps back where indicated to make the bug theater stand. (You can make the bug theater a little more durable by attaching it to a small box. Use a box cutter to cut out the window in the bug theater).
3. Use your bug theater to showcase your bug talents. Let your extra bugs be the audience.

How to produce a Bug Opera

Note: there is no right or wrong way to do this. The goal is to have fun and use your imaginations!

Option 1: While wearing the finger puppets, sing your favorite songs or fingerplays. These can be about bugs, or any song that you and your Playdate partner(s) know. Use funny voices (high, low, raspy, buzzing, etc.) and let your bugs dance along as you sing.

Option 2: Find a fun bug song video or music on YouTube or other music or video platform. Perform along with the song karaoke style.

Option 3: Create your own opera. Before you begin, talk with your PlayDate partner about possible plot lines. Suggestions might include: one bug gets lost and the others try to find him, a birthday party, a bug wants to learn to fly, but doesn't know how, etc. These scenarios can be specific to bugs, or metaphorical experiences of child life. As your bugs interact, have them SING the words.

Let your imagination be your only limitation. Here are some examples to get you started (Click on the title, or on the bugs below to open the video):

[Bug Opera Demo #1](#)



[Bug Opera Demo #2](#)

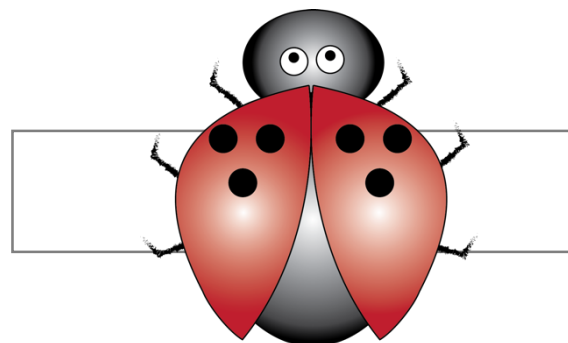
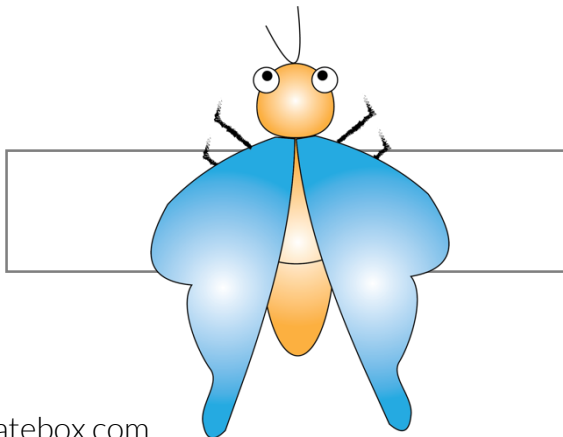

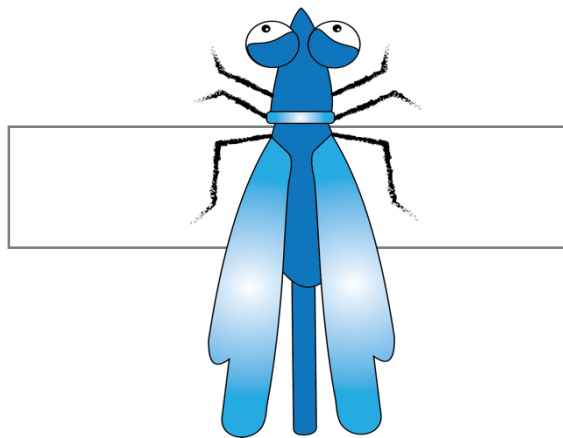
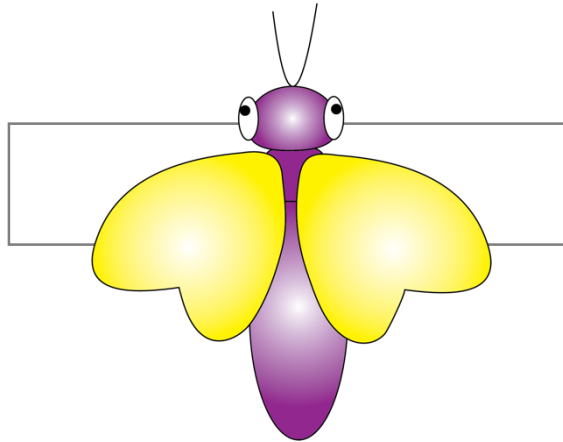






Bug Finger Puppets



Print out this page in color on heavy cardstock, and cut out each finger puppet. Wrap the tabs around your finger to fit the finger puppets to your fingers. Secure with glue or tape. Use your finger puppets with your PlayDateBox partner as you create a Bug Opera. (Your PlayDateBox partner has a matching set of bug finger puppets). You can create one of your own, find online videos about bug songs, or use the “Bug Opera” suggestions included in this packet. Most importantly – have fun imagining, singing, dancing, and creating together!



Print out this template on heavy cardstock to create and color your own bug finger puppets. Embellish with glitter or other decorative items. This is one way to extend the fun if your PlayDateBox partner lives close enough for a pop-in visit.



Fold here



Fold here



Bug Theater

Cut out white inside of bug theater.
Cut out around the outside of the bug theater.
Fold back the edges where indicated
to make the theatre stand.

Fold here



Fold here



