



Playdatebox

GRATEFUL FOR GRANDPARENTS

THE PURPOSE OF A PLAYDATEBOX IS TO CONNECT GENERATIONS THROUGH PLAY



HOW TO BUILD A PLAYDATEBOX

Choose 1 picture book



Choose 1 hands-on activity



Choose 1 question



Gather supplies in advance for instant fun with the grandkids

Play together in person or via videoconference

HOW IT WORKS

Develop relationships virtually or in-person

The *Grateful for Grandparents Playdatebox* is a themed box of fun designed to get you and a child you love playing together.


The goal of this box is to help grandparents and grandchildren create connections in playful ways, regardless of distance.

This Playdate focuses on two values we think are important to pass on:

- 1) Gratitude
- 2) Sharing Family Stories

We've gathered several ideas for you to choose from. Just choose one book, an activity, and a question that are age-appropriate for your grandchild, gather your supplies, and start playing!

PICTURE BOOKS TO CHOOSE FROM:



Thankful Animals, Thankful Me

By Steve Metzger, illustrated by Angelina Ardinskaya

(Board Book for baby- 4 years)

A life full of gratitude has never been so easy—or cute!

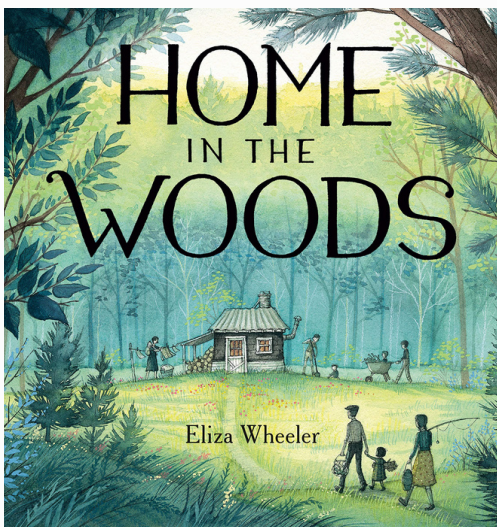


Thanks for Thanksgiving

By Julia Markes, illustrated

by Doris Barrette (for ages 2-4)

Perfectly in tune with what children are thankful for—such as a park, slides, and pets. Includes a spot to write memories.



Home in the Woods

by Eliza Wheeler (ages 6-8)

Marvel, her seven siblings, and their mom must start all over again after their father has died. Deep in the woods of Wisconsin, they find a tar-paper shack and make it home.



How Oma Says I Love You

by Shanie Cooper, illustrated by Nai Saechao (ages 2-12)

They cook, sew, and read together, but best of all, Oma tells Rosie stories about her childhood. They are generations apart, but Rosie and Oma are not so different.

HANDS-ON ACTIVITIES TO TRY

Activity #1

Make a Thankful Tree

Use the printable tree template on the next page and print your own Thankful Tree, or find a bare limb with lots of twigs outside and bring it indoors. Write down a few things you are grateful for on craft foam leaves and attach them to your tree. Or, gather leaves from outside and iron them lightly between pieces of waxed paper. Place your Thankful Tree where others can see it and add their own thankful leaves.



Activity #2

Dance the "Turkey Pokey"

Pull up the classic YouTube version of the Kiboomers singing their special rendition of the "Turkey Pokey" (link below) and turn your Playdate or FaceTime call into a party! It's a silly and fun song and dance routine you can enjoy together, even if dancing is just a bit out of your comfort zone:

Right wing: right arm

Left wing: left arm

Drumstick: right foot

Stuffing: Your stomach and chest

Wattle: Chin

Tail feathers: Your hips

Turkey body: Your entire body

<https://www.youtube.com/watch?v=VxfajHBG9Rg>



I AM THANKFUL FOR...





Activity #3

Make Turkey Cookies

Simple enough that you can do it over videoconference, this food craft from *Desserts on a Dime* is fun for grownups and kids alike. Just insert candy corns between the layers of a sandwich cookie and add candy eyes and a butterscotch chip for a turkey wattle. Glue these down with a little frosting or honey.

How to Do This Remotely:

You'll need supplies on both sides of your video call. Just build your turkeys side-by-side. Make sure you name at least one thing you are grateful for as you insert each of your candy corns into the turkey tail!



Activity #4

Plant Amaryllis Together

Amaryllis has a stunning blossom that you can plant from a bulb in late November and grow indoors over the next few weeks leading up to your favorite winter holiday.

You'll find amaryllis kits online, in hardware stores, and in garden centers between late October and December. The growth process is thrilling for children and adults alike because these gorgeous blooms last for days and days. Expect to pay between \$5 and \$25 for a single healthy bulb (depending on whether or not the soil and a pot are included). All you do is pot the bulb in potting soil and leave the crown exposed. Water it when the soil becomes dry, and once buds appear, stake them to a bamboo pole. **Grow a bulb at each location if you are growing your Amaryllis long-distance.**





Values to Hand Down

Gratitude Through Family Stories

I have always been a story-gatherer. When I was a young mother, I dragged a VHS video camera the size of a briefcase (it weighed 15 pounds) to my grandparents' home and asked them if they would tell me about their lives.


The first sentence Grandpa uttered changed me: "The most important decision I ever made was when I married your grandma," he said. "We've always kept our family number one on the line." I had lived next door to them for seven years, and I knew this was true. Their love for their family, their interest in their children's success, and their devotion to the development of their grandchildren were their legacies. They shared details of their long-distance romance by mail and the platinum and diamond engagement ring he mailed to her cross-country from New York City after going to a Broadway play that made him long for her company.

What I have come to understand after filming many oral history interviews over the years, is that


a grandparent's stories take on a life of their own once they are shared. They linger, like tiny breadcrumbs of hope, until the day when a child or grandchild needs them. And when they are needed, the stories offer reassurance and sustenance. They have the power to help, to heal, and to give a child a sense of who they are and why they matter. The stories create resilience by helping a child understand that their ancestors experienced joyful, fearful, hard, or hilarious things, and that life ended up being worth it.

This Thanksgiving, make it a goal to capture and record just one of your stories for your grandchildren. I love using the *FamilySearch Memories* app on my iPad because I can attach the recording directly to the family history information gathered about the person telling the story. [Learn how here.](#) You can record a short video too and either share it directly with family members or save it to a video-sharing site like Vimeo or YouTube.






**Grandma's
Storybook**



**Grandpa's
Storybook**



**Mom's
Storybook**



**Dad's
Storybook**

Recording Your Own Story

How Will Your Family Remember You?

The Storybook journals are full of all of the questions I wish I had asked my own grandparents. These leather journals include more than 300 questions about your life and you can fill out your own or send one to a family member as a gift. Use a different question from the book each time you interview Grandma or Grandpa.

The journals also include some fun family activities you can do together as you show Grandma and Grandpa how grateful you are for them.

Click on the images to purchase, or find them at most book retailers, including Amazon.com and Barnes and Noble. Or, purchase a copy from my Etsy store packaged in a gift box for gift-giving! [Visit the Etsy Store here.](#)



Connection Question:

What is something you are grateful for today that you weren't grateful for a year ago?

Each month, I include a "connection question" or two that you can ask one another. Sharing these "family stories" will help create bridges of connection between you and your grandchild. Take turns answering any of these questions, and when possible, record or write down the answers!



Some additional questions:

- Can you show me your most priceless possession (not a photo or a family member)?
- What is one chore or job you had to do when you were younger that you hated but now you are grateful you know how to do it?
- What is the most grateful you have ever been to find something you had lost?
- Tell me all about Thanksgiving like when you were a child. How is it different now?

If you are meeting remotely with your grandchild, hit "record" to record these conversations and then use a transcribing application such as temi.com or otter.ai to preserve the answers to these questions. Save them in a binder or journal and add photos if you have them.



Bulk Craft Foam Leaves

\$9.99 for 500


I found my craft foam stickers online at Oriental Trading, but you can find leaf stickers for your Thankful Tree in almost any craft department store.



Amaryllis Bulb Kit

about \$8-10

Google "amaryllis kit near me" and find amaryllis bulbs in your area. This one is stocked at ACE Hardware in my hometown.



Home in the Woods **\$17.99, hardcover**

I'm including it again here because this tale, based on a true story, is just so beautiful, it belongs in every child's library. You'll think of all the reasons you are grateful for your own ancestors.



Sandwich Cookies, **Individually -Wrapped**

\$11.98 for 30 packs


Individual packs of cookies are easy to ship and make a fun surprise gift. Make a "Turkey Cookie Kit" with a pack of cookies, 2 candy eyes, a butterscotch chip, a tube of icing, and 5-10 candy corns in each kit.



Candy Eyeballs

\$3.88 at Walmart

These go with your Turkey Cookie Kits, but even if you don't make Turkey Cookies, you *need* candy eyeballs in your Grandma pantry.



A Gift Book From **MakeMomentos.com**

You'll want to download an electronic copy of this book, or one of dozens of others and record an audio version with YOU as the narrator!

MakeMomentos.com would be a great gift for a grandchild this season!

GRANDPARENT RESOURCES TO TRY...



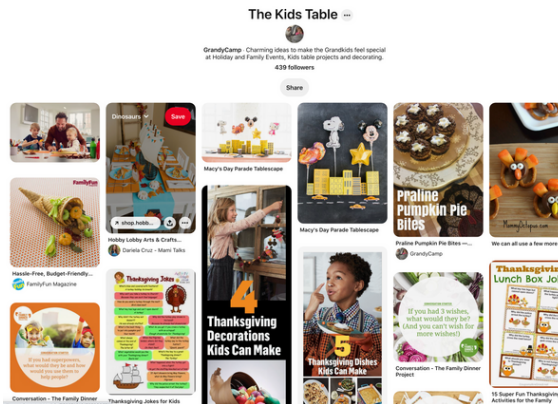
MakeMomentos.com

The Perfect Gift - Your Own Voice

Visit MakeMomentos.com to purchase a favorite children's eBook. A simple-to-use interface allows you to record a 30-second greeting first, and then record the narration of the book. Send your personalized audio eBook directly to a child you love. *Thankful Animals, Thankful Me* (one of the books we've recommended this month) is available on MakeMomentos! **This makes a great holiday gift!**

I Want to Sit at the Kids' Table This Year!

Karen Ritz at GrandyCamp has created a Pinterest board of ideas for the "Kids Table" at Thanksgiving that will save you hours of hunting for things to entertain the grandkids while you are busy in the kitchen. These ideas will make the kids' table the envy of every grownup at your Thanksgiving feast. Find it here: <https://www.pinterest.com/grandycamp/the-kids-table/>



So many fun Thanksgiving Activities for Little ones!

A Grandparent's Guide to Happy Holidays:

Ready to conquer the holiday chaos before it gets started? "A Grandparent's Guide to Happy Holidays" is filled with tips and strategies for making the holiday season as smooth as a baby's skin! This 12-page PDF guide from **More Than Grand** is full of grandparent-tested and parent-approved advice for organizing stress-free visits and happy family meals, secrets to successful gift giving, and what grandparents need to know about continuing traditions.

Plus, you'll get customizable, fillable worksheets for organizing every aspect of your holiday planning, from budgeting and gift giving to getting help in the kitchen. (You'll even get access to both Excel and Google spreadsheets so you can use whichever works best for you!)

AND! Your \$8.99 purchase also includes More Than Grand's exclusive "A Few of My Favorite Things", a fillable PDF to send to family members to find out what will truly delight them.

Get A Grandparent's Guide to Happy Holidays now at www.morethangrand.com/shop.



Learn what parents wish grandparents knew about the Holiday Season but are afraid to tell you!





Playdatebox

If you are new at playing with grandchildren, and feel a little overwhelmed after looking at all of these ideas, don't worry. Just simplify your activities as directed. Choose one book, plus one activity, plus one question. That's all you need for a Playdate!

Our vision is that you will use the contents of this newsletter to help you connect with a child you love, regardless of distance! Most Playdatebox activities are designed so that they can also be enjoyed "remotely" via videoconferencing software like Zoom or Microsoft Teams. Just assemble supplies on both sides of the call so that you can play "together." Visit our website, Playdatebox.com for lots of ideas on how to do this in creative ways.

If you enjoy these ideas, please let others know, and tag us on social media with a photo of you enjoying a Playdatebox activity.

We love to engage with our customers and give away free Playdateboxes every month on our Instagram feed. Find us at @playdate_box and follow us for your chance to win. We share all of our best ideas about creating family fun.



facebook.com/playdatebox



@playdate_box



Playdatebox



etsy.com/shop/MyPlaydateBox



Playdatebox